

H. L. Worden Co.

"Make a Lamp"

System

Lamp Specifications

No. Glass Pieces: 1386
 Glass Needed: 15.5 sq. ft.
 Diameter: 24"
 Height: 11.5"
 Aperture: 5"
 Design Repeats: 6

Needed to make this lamp

Pattern Packet No. B24-6*
 SectionalForm™ No. B24**
 Stained Glass
 5" Vase Cap***
 Lamp Base or Hanging Hardware
 to Swag

Additional Items Needed

Basic Supplies
 Basic Tools


*No. B24-8 Pattern Packet

Includes:

1 Paper Pattern Sheet
 2 MagicStrip™ Sheets
 1 Instructions
 1 Color Key w/ Glass Descriptions


**No. B24 SectionalForm™

Sectional form embossed and
 numbered to accept glass
 placement guides (cartoon)\



One Reusable SectionalForm™ is
 used to make this 6-repeat design

***5" Vase Cap




Need One 5" (13cm) Vase Cap
 Sold Separately

B24-8 Floral Border

Cartoon Pattern Packet

Rev. 5/14



Lamp

Color	Key	Description	Glass Type	Sq. Ft.
A,E	Background	Amber Opal	7	
L,D1	Leaves,Design	Green Opal	2	
U-bd,L-bd	Borders	Dk. Amber Opal	1.5	
D2	Design 2	Ruby Cath./Opal	.5	
FP	Flower	White Opal	4	
FC	Use Glass or six 36X18mm Oval Jewels			

GlassHouseStore.com
Decatur IL

Paper Pattern
 MagicStrips™
 MADE IN USA

©1995, H. L. WORDEN CO. ALL RIGHTS RESERVED

