



BACK TO GLASS!

Visit: www.GlassHouseStore.com



The Glass House * 2895 N. Oakland * Decatur Ill. * Phone (217) 875-7077 * Toll Free (888) 469-7077

HOURS: Mon-Fri 9-6, Thur 9-8, Sat 9-3.

What's New?

We are ready to get back to glass by bringing you so many new colors of glass at The Glass House!

Check out Armstrong's Cranberry & White mix that is stunning and less expensive than most cranberry mixes! Bullseye has come out with a gorgeous Rust Opal that would be perfect for a fall panel. It would go great with the new Spectrum Lime Opal. Steve has a new "Illini" Orange/Blue/White by Fremont. We have that glass especially made for us for all of our Illini and Chicago Bear fans! Pink Flamingo Irridized glass by Armstrong is perfect for those critters. I could go on and on but I'm out of space! Stop in and take a stroll through our glass rack. We have well over 800 colors and textures of beautiful glass to choose from.

Let's dust off that workbench and get busy on all of those projects you want to do before the holidays. Our friendly staff wants to help inspire you, so come on in!

Skill Level ★ Beginner Stained Glass Class

Sept. 13



Join us for our next Beginner Stained Glass Class starting **Tuesday Sept. 13 6:30-9:00**. The class fee includes a professional tool kit and your glass for your first project. You will be taught by professional teachers with over 60 years of combined experience.

We want you to learn a new hobby as well as have fun in the process! No trade secrets will be kept secret! The class meets one night each week for 5 weeks, and the fee is \$170 (includes tools, supplies and glass for your first project). All we need to hold your seat in class is \$85 when you sign up.

In this class you will make 2 projects and learn everything you will need to do stained glass at home. Take a magical journey with us and make stained glass your favorite hobby!

Sept. 19

Level ★★

Beginner Lead Class



Now that you know how to do the copper foil method, it is time to venture off towards a new direction. Learn how to work with lead came in our next intermediate lead class for beginners!

The lead class will begin **Monday Sept. 19, 6:30-9pm**. The class meets one night each week for 4 weeks.

The fee is \$50 plus materials. You will construct a leaded panel in the class. We also talk about reinforcing and repair, if time permits.

You must have prior experience working with stained glass and all we need to reserve your place is the class fee. This will probably be our last lead class for this year so don't delay and call for your spot today!

Stained Glass News

The next issue of *Stained Glass News* is here and it's **FREE!** (Compliments of The Glass House) Stop by and see what's new in the stained glass world!

We still have DiamondCrete!
Great for stepping stones and sets up in 1 hour!

How Do They Do That?

Ever wonder how they drill holes in glass? It is really simple to do with the right tools. Diamond coated drill bits are designed to cut through hard surfaces such as glass, mirror, tile, stone, and ceramics. The real secret to this is to keep the bit cool with water while it is cutting away at the surface.

Simply put your glass in a tray with water while you are drilling the hole. If the piece is too large or rounded, like a wine bottle, you can make a dam with clay around the area where you intend to drill the hole. This will keep the water in the area needed to keep the bit cool. If you don't keep the bit cool, your glass will likely break from the heat.

Another neat trick to making the drilling easier is to start your hole at an angle. Once the bit starts to bite into the surface, you can then straighten up the bit and drill normally. This will keep the bit from wandering on you and scratching your glass.

The Glass House now has bits from 1/8" up to 1 3/4" and are very reasonably priced. Remember: *Diamonds can be your best friend too!*

Fused Fall Leaf Plate

Saturday 9:15-2:30pm Fee \$35

Plus Materials Skill Level ★★



Brighten up your decor with a beautiful fused Fall Leaf plate that you can make yourself! You will get to use a larger kiln for this project and learn more about the world of hot glass fusing! **No Fusing Experience needed, just glass cutting experience!**

The fee is \$35 plus materials. The plate will be 10" in diameter. In this class we will cover the basics of glass fusing and slumping in the larger kiln. *Each student actually has their own kiln to fire their project.* Class is limited so sign up today!

Join our Email Club for FREE

Give us your **email address** and you will be the first to know when the flier is on our Website! Don't miss any classes because your mailman used your flier to prop up his seat (just a rumor).

Plus, we will let you know when we have any class changes or last minute openings in that hard to get into class!

Class Skill Levels

Skill Level ★

Never Ever-No Experience required
Come on in we will teach you!

Skill Level ★★

Glass Cutting Experience required
Great for those just getting started or have been hooked on glass for a long time!

Skill Level ★★★

Stained Glass Experience required
You need to know how to solder and cut glass.
(No, you don't have to be an expert)

Any questions on where you fit in just give us a call!

Moonlight Madness Oct 15, 16 & 17th




THE GLASS HOUSE
2895 N. OAKLAND
DECATUR, IL 62526
217-875-7077 *
888-469-7077

PRSR. STD.
U. S. POSTAGE
P A I D
Decatur, IL
PERMIT # 169

Return Service Requested

Customer Appreciation Coupon



\$5 OFF

Bring this coupon in for \$5 Off your
purchase of \$25 or more.

(Regular priced & in stock merchandise only)

Expires 9/30/11

Limit One Coupon Per Family Please

Not good with any other coupons or discounts


Moonlight Madness

Oct 15, 16 & 17th



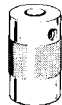
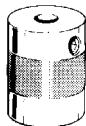
FALL TUNE UP SALE

15% OFF



All Soldering Iron Tips

Crusty iron tip slowing
you down?



All Grinder Bits

Is it taking forever to grind
your project?



All Glass Cutter Replacement Heads

Magic gone from
your cutter?




Glass Saw Replacement Blades

We will install them for FREE!
(just call ahead and make sure
Steve is working when you
come in)

Sale good through Sept. 30, 2011 or while supplies last


Bevel Cluster Of The Month



MMS 5005
12" X 12"

\$15.00

Reg. \$28.00



MMS 5005 DI
Dichroic / Clear
12" X 12"

\$40.00

Reg. \$55.00

Mosaic
Cutter

\$28.99

Reg. \$33.99

Get starting doing
mosaics the easy way!



Mosaic
Glass



Approx 15-20 lbs
Misc. colors

\$7 box

Diamond Core Drill Bits



\$1.99 and up!

- * \$1.99 2mm- great for holes for jewelry
- * \$2.99 4mm - make wind chimes holes
- * \$9.99 13mm - drill holes in wine bottles for lights
- * 13.79 28mm -make cabochons for fused jewelry

We have the size you need for every job!


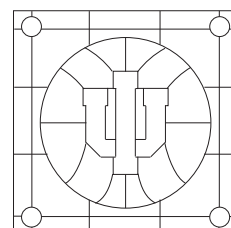


Orange & Blue Special

If you're not an Illini fan, you probably know one! Do we have a deal for you. We will give you a **FREE** U of I pattern when you purchase any blue & orange glass during September.

Illini **Orange glass only \$3.99 sq.ft.** (reg. \$11.79) and our **Illini Blue glass only \$3.75 sq. ft.** (reg. \$6.89)

Psst. . . This glass works great for Chicago Bears or even St. Teresa Bulldogs. Go Orange & Blue!



**Chief
Bevel Cluster**
8 1/2" X 8 3/4"
23 pieces
\$35.00